















6,051,068 visits came from 235 countries/territories

Site Usage

Visits	Pages/Visit	Avg. Time on Site	% New Visits	Bounce Rate
6,051,068 Previous: 2,384,243 (153.79%)	2.19 Previous: 3.18 (-31.18%)	00:02:12 Previous: 00:04:48 (-54.07%)	64.65% Previous: 58.05% (11.36%)	65.33% Previous: 49.99% (30.69%)
Country/Territory	Visits	Visits		
United States				
January 1, 2008 - December 31, 2008	2,525,483		41.74%	
January 1, 2007 - December 31, 2007	828,328		34.74%	
United Kingdom				
January 1, 2008 - December 31, 2008	629,547		10.40%	
January 1, 2007 - December 31, 2007	365,910		15.35%	
India				
January 1, 2008 - December 31, 2008	578,776		9.56%	
January 1, 2007 - December 31, 2007	157,778		6.62%	
Canada				

January 1, 2008 - December 31, 2008	518,442	 8.57%
January 1, 2007 - December 31, 2007	244,063	 10.24%
Australia		
January 1, 2008 - December 31, 2008	239,008	 3.95%
January 1, 2007 - December 31, 2007	124,226	 5.21%
United Arab Emirates		
January 1, 2008 - December 31, 2008	162,836	 2.69%
January 1, 2007 - December 31, 2007	43,053	 1.81%
Malaysia		
January 1, 2008 - December 31, 2008	112,348	 1.86%
January 1, 2007 - December 31, 2007	37,632	 1.58%
Pakistan		
January 1, 2008 - December 31, 2008	86,721	 1.43%
January 1, 2007 - December 31, 2007	31,189	 1.31%
Saudi Arabia		
January 1, 2008 - December 31, 2008	77,044	 1.27%
January 1, 2007 - December 31, 2007	25,370	 1.06%
Nigeria		
January 1, 2008 - December 31, 2008	55,281	 0.91%
January 1, 2007 - December 31, 2007	25,167	 1.06%
1 - 10 of 235		